

# DIY Constellations

Constellations are patterns of stars that form recognizable shapes in the night sky. While humans have often used them for navigation and storytelling, some animals, such as migratory birds and sea turtles, also rely on these celestial configurations for guidance. They have evolved to recognize specific constellations, and use them as natural compasses to navigate across vast distances.




**Age:** All ages

**Materials:**

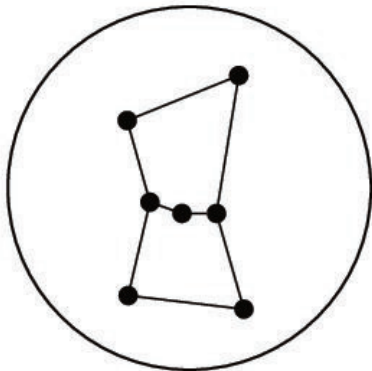
- Small paper cup (*5 oz. preferably*)
- Push pin
- Constellation cutout
- Pencil
- Scissors
- Flashlight or phone flash

## Instructions:

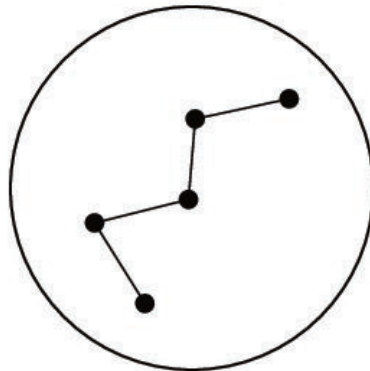
1. Choose an existing constellation design from the provided sheet, or create your own.
2. If you choose from the provided constellations, you can cut it out and place it on the outside bottom of the cup.
3. Poke a holes where the dots are with a push pin
4. If you choose to make your own, mark it on the outside bottom of the cup, then poke holes where the dots are marked.
5. Once holes are poked out, go to a dark room and shine a light through the top of the cup to see how your constellation turned out!



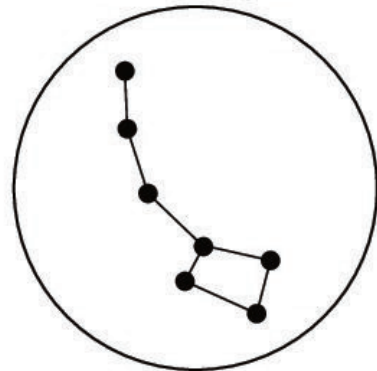
Orion



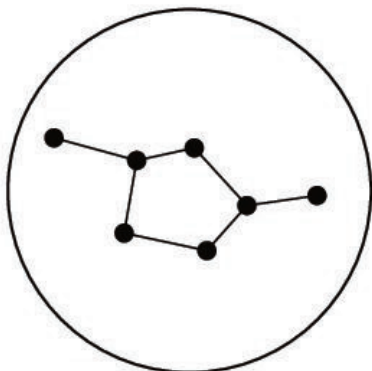
Cassiopeia



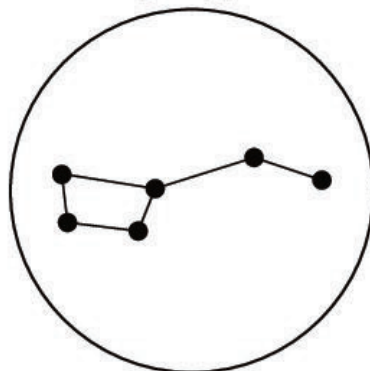
Little Dipper



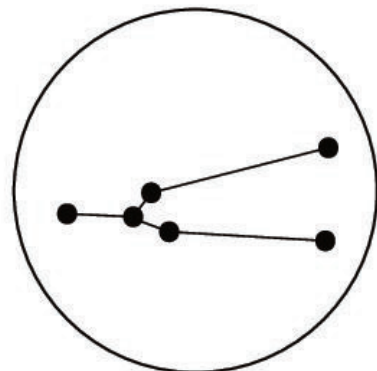
Pisces



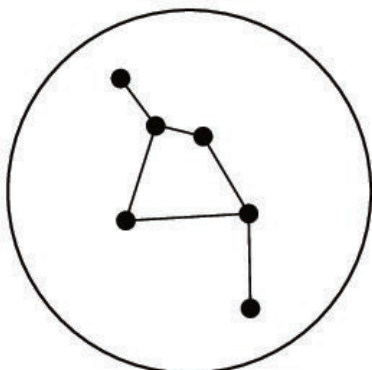
Big Dipper



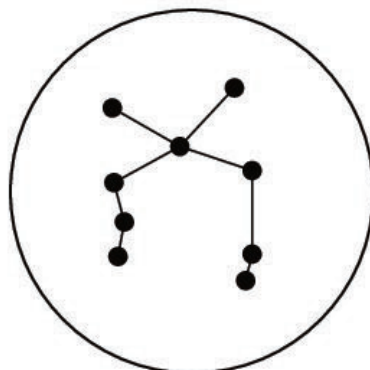
Taurus



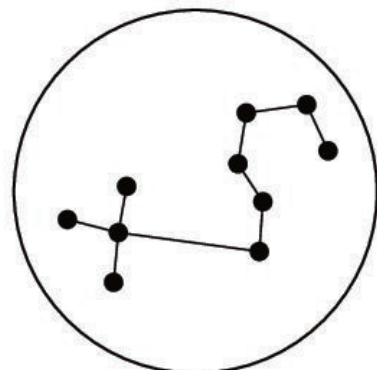
Perseus



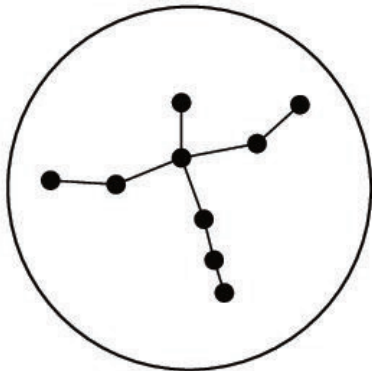
Libra



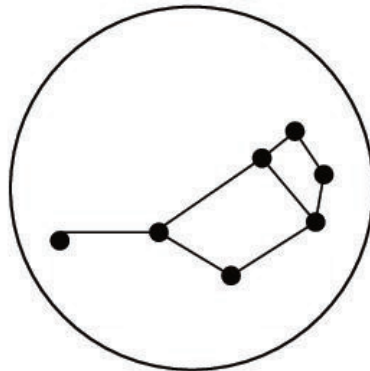
Leo



Cygnus



Pleiades



Pegasus

